

## Craft Activity: Chains of Community

The month of June is LGBTQIA+ Pride Month. During this month, and preferably year-round, we recognize and celebrate the impacts of LGBTQIA+ people worldwide. Especially during a pandemic, it's essential to take the time to reflect on the people in our lives and celebrate our diversity. Hopefully, this craft will let people express their identities and consider how people's differences make them who they are. And, to help demonstrate how we become stronger when we support one another and receive support ourselves. It is necessary to recognize that LGBTQIA+ people experience discrimination because of sexual orientation and/or gender identity, and this month is specifically for them to celebrate their community.

### Materials

- Paper (any size is fine, as long as it can be cut down into long rectangular strips of paper)
- Scissors
- Drawing supplies (to draw on the paper)


### Instructions

*For the heart chain:*

1. Fold a standard piece of paper into thirds and cut out one of the thirds. With the leftover paper, feel free to make another chain, or repurpose it as scratch paper, art materials, etc!





2. Fold the strip of paper in half three times.



3. Draw the outline of a heart, with the line of symmetry being on the folded edge. Make sure that the outward part of the heart goes off the edge so that the hearts can be connected



4. Cut out the hearts and unfold!




5. In the hearts, draw or write according to the prompts below on the *last page* . . .

*For the people chain:*

1. Fold a standard piece of paper into thirds and cut out one of the thirds. With the leftover paper, feel free to make another chain, or repurpose it as scratch paper, art materials, etc!



2. Fold the strip of paper in half three times.



3. Draw the outline of a person with the arms and legs extending further than the creases, so that the people will remain connected.



4. Cut out the outline and unfold!



5. In the people, draw or write according to the prompts below . . .

*Prompts:*

#loveyourself

Someone who supports you  
Someone you support

Someone you love

Stuff you love about your family/chosen family

Stuff you love to do

Stuff you love about someone different from you

Who else do you value in your community?



Videos on how to make these crafts will be up soon on Instagram

@mohaiteens